







產品資料

Product Details

16/2 – 22/2	23/2 – 29/2
	
<p>觀塘綫通車 (1979) Kwun Tong Line Opening (1979) 1/3 – 7/3</p>	<p>港島綫通車 (1985) Island Line Opening (1985) 8/3 – 14/3</p>
	
<p>機場快綫通車 (1998) Airport Express Opening (1998) 15/3 – 21/3</p>	<p>東鐵綫連接落馬洲站 (2007) East Rail Line connecting to Lok Ma Chau Station (2007) 22/3 – 28/3</p>
	
<p>輕鐵連接西鐵綫延綫 (2009) Light Rail connecting to West Rail Line Extension (2009)</p>	<p>高速鐵路(香港段)投入服務 (2018) High Speed Rail (Hong Kong Section) Commencement (2018)</p>

以上圖片只供參考

The above images are for reference only

場景套裝尺寸(折疊後)：約 185/250* (闊) x 120(深) x 60(高)/mm (*高速鐵路(香港段)投入服務 (2018) 為 250mm)

MTR station diorama set size (After folding): approx. 185/250* (W) x 120(D) x 60(H) / mm (*High Speed Rail (Hong Kong Section) Commencement (2018) is 250mm)

小冊子尺寸: 約 185(闊) x 85(高)/mm

Commemorative booklet size: approx. 185 (W) x 85(H) /mm

車站場景物料：主要為塑膠件

Station diorama material: Mainly plastic parts

列車模型物料：主要為金屬，配以部份塑膠件

Train model material: Mainly metal with some plastic parts